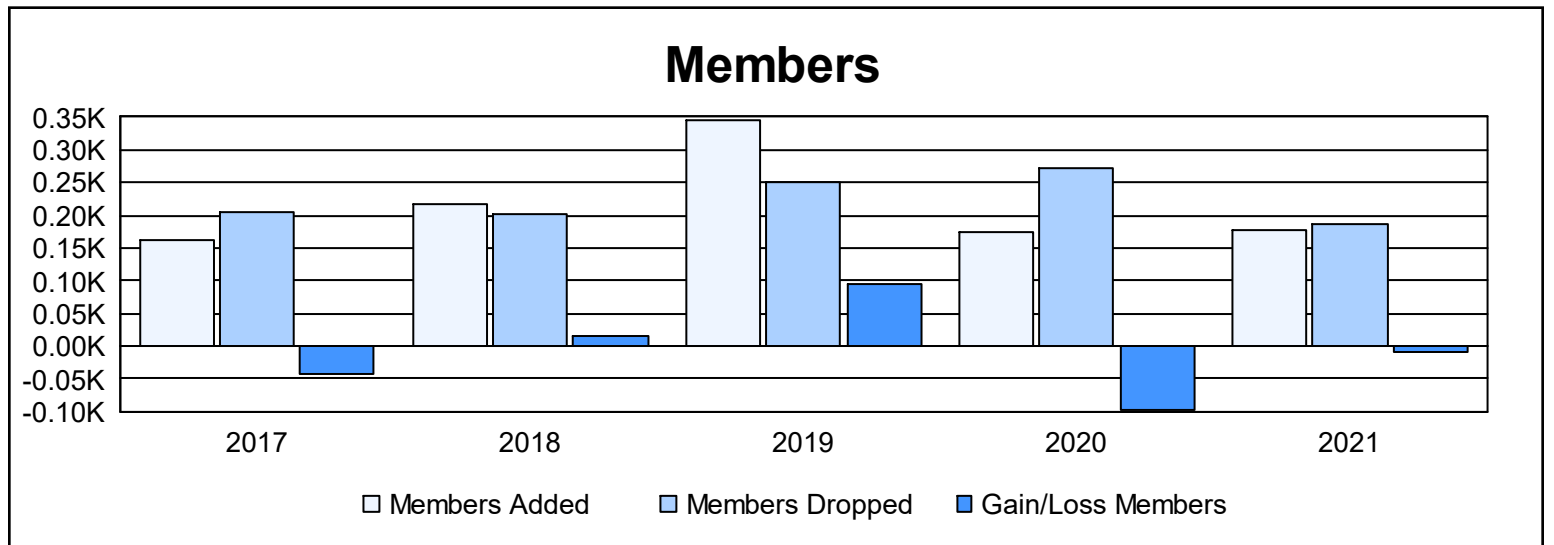
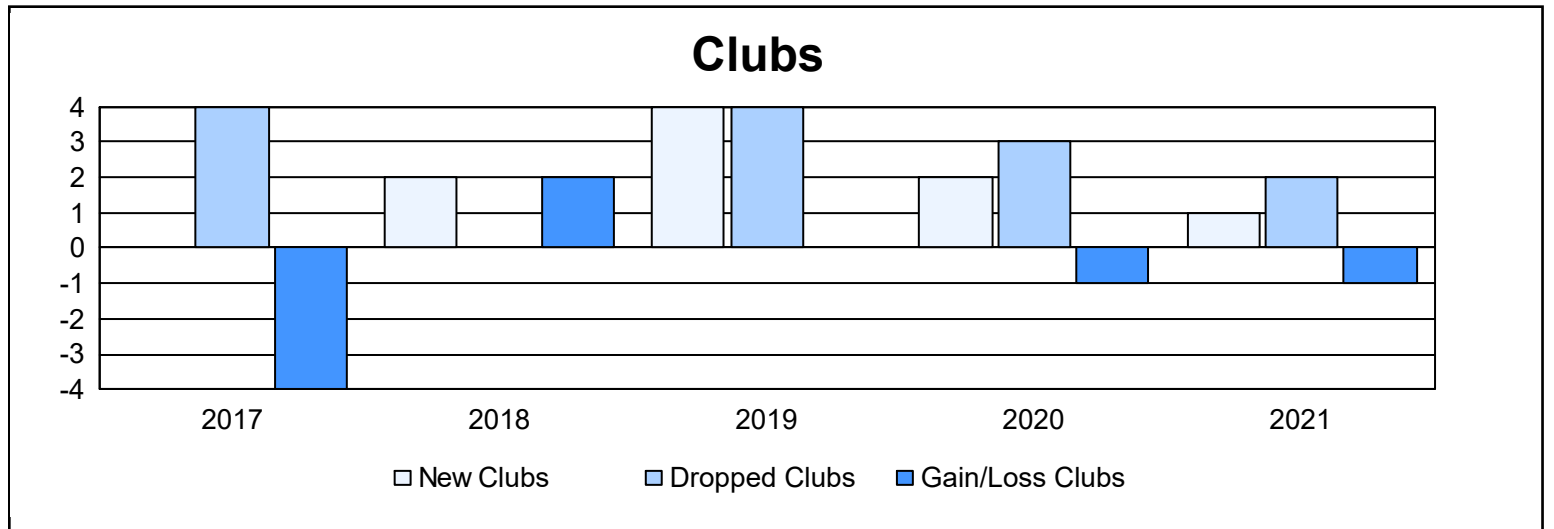
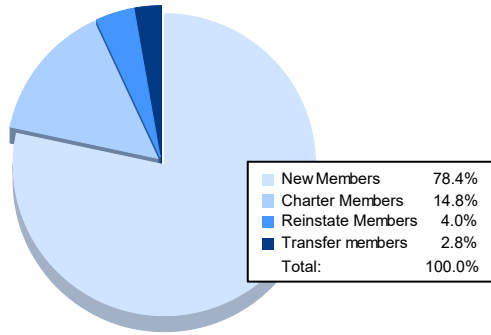


| Year           | New Clubs | Dropped Clubs | Gain/ Loss Clubs | New Members | Charter Members | Reinstate Members | Transfer Members | Total Member Added | Total Members Dropped | Gain/ Loss Members |
|----------------|-----------|---------------|------------------|-------------|-----------------|-------------------|------------------|--------------------|-----------------------|--------------------|
| 2016-2017      | 0         | 4             | -4               | 143         | 2               | 7                 | 10               | 162                | 205                   | -43                |
| 2017-2018      | 2         | 0             | 2                | 154         | 59              | 3                 | 2                | 218                | 201                   | 17                 |
| 2018-2019      | 4         | 4             | 0                | 215         | 96              | 23                | 10               | 344                | 250                   | 94                 |
| 2019-2020      | 2         | 3             | -1               | 107         | 48              | 17                | 2                | 174                | 271                   | -97                |
| 2020-2021      | 1         | 2             | -1               | 138         | 26              | 7                 | 5                | 176                | 186                   | -10                |
| <b>Average</b> | <b>2</b>  | <b>3</b>      | <b>-1</b>        | <b>151</b>  | <b>46</b>       | <b>11</b>         | <b>6</b>         | <b>215</b>         | <b>223</b>            | <b>-8</b>          |



### Membership Composition June 2021 Cumulative



### Gender Composition June 2021 Cumulative

